



Mountain Avenue, P.O. Box 1110, Banff, Alberta, Canada T1L 1J2  
 Sales & Conference Telephone: (403) 762-1852 Fax: (403) 762-1842  
 Canada & USA 1-888-RIMROCK (746-7625)

www.rimrockresort.com email inquiries: sales@rimrockresort.com

Please contact Sales & Conference Department for Full Size information Kit

### Intro

The Rimrock offers a variety of 17 convention spaces, totalling over 18,000 square feet, to fit your requirements and exceed your expectations.

### Hawthorn

Hawthorn features views of three mountain ranges of the Canadian Rockies. This 2,378 square foot space can be sub-divided into three sections. It includes a convenient drop down screen and is equipped for many audiovisual requirements.



### The Boardroom

Our Executive Boardroom, with its Rocky Mountain vistas, seats up to 18 people. It includes a drop down screen and a boardroom table with built in T1 line, telephone and power ports. Wireless Internet is also available for this space.

### Bluebell

Bluebell is an intimate room with Rocky Mountain views. This versatile meeting space, with a retractable wall and a drop down screen, is easily adapted for many specifications.



SUITE 900  
LEVEL 9 – NORTH WING

### Suite 900

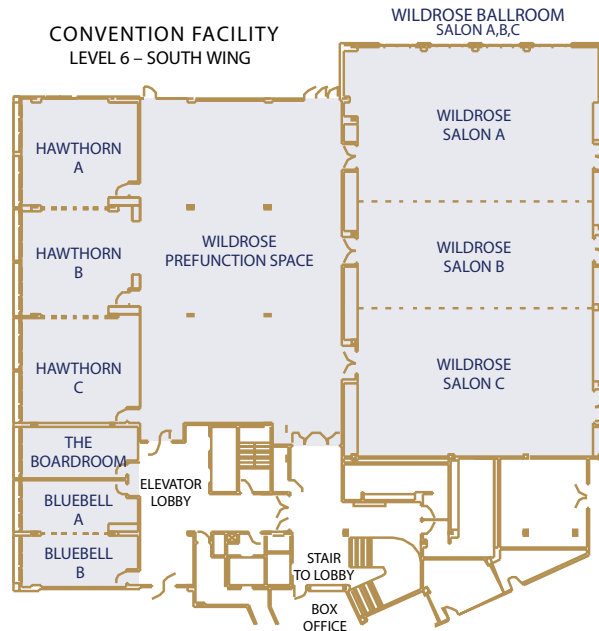
Our hospitality suite is an ideal location for weddings, receptions or an executive meeting. It features a spacious balcony with breathtaking Rocky Mountain views and fantastic photo opportunities. This elegant space of 554 square feet is fully equipped with private facilities including a fireplace and wet bar.



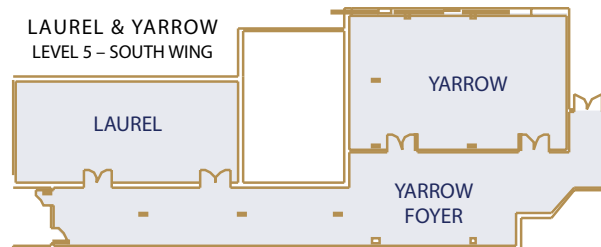
### Wildrose Ballroom

Day or night, the Wildrose Ballroom is an exquisite location for events large or small. Featuring a beautiful view of Mount Rundle, this 6,077 square foot ballroom will accommodate up to 600 people and is easily sectioned into three individual salons.

CONVENTION FACILITY  
LEVEL 6 – SOUTH WING



LAUREL & YARROW  
LEVEL 5 – SOUTH WING



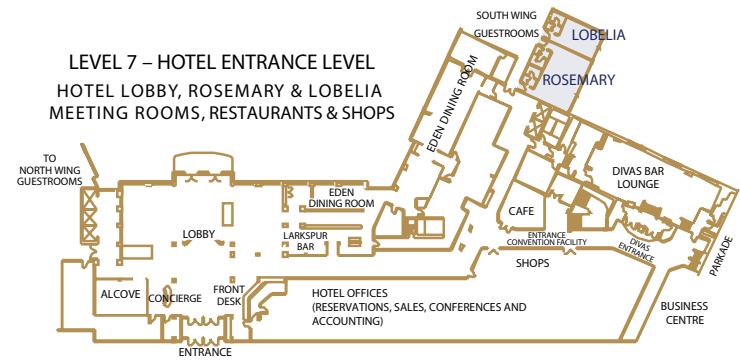
### Laurel

Laurel offers a large open space and is adjacent to a superior prefunction area. It contours well for meetings, seminars, and presentations style gatherings and provides great flexibility when audio visual requirements are a priority. It is an excellent location for children's programs.

### Yarrow

Beautiful natural light and wonderful mountain views are treasured assets of the Yarrow room. Amenities include convenient drop down screen and many audio visual capabilities. It can accommodate up to 80 executives with ease.

LEVEL 7 – HOTEL ENTRANCE LEVEL  
HOTEL LOBBY, ROSEMARY & LOBELIA  
MEETING ROOMS, RESTAURANTS & SHOPS



### Rosemary

Meet and retreat in this elegantly appointed meeting room. Rosemary features a beautiful hard wood boardroom table as the focal point. This stylish and inviting space seats up to 12 people and includes adjacent break-out lounge area.

### Lobelia

Lobelia is an intimate boardroom style meeting room with similar decor as its neighbouring Rosemary room. It is the perfect space for a convention office as it is conveniently located on the Lobby level.

	Classroom	Hollow Square	U-Shape	Theatre	Ovals of 10	Reception	Boardroom	Imperial (LxWxH)	Metric (LxWxH)	Square Feet
Wildrose Salon A/C	128	56	44	280	200	180	24	59x41x13	17.7x12x3.9	2,419
Wildrose Salon B	72	48	40	120	80	80	24	59x23x13	17.7x6.9x3.9	1,357
Wildrose Salon AB/BC	200	72	60	380	300	300	-	63x59x13	18.9x17.7x3.9	3,717
Wildrose Ballroom Salon ABC	320	-	-	600	500	500	-	59x103x13	17.7x30.9x3.9	6,077
Wildrose Prefunction	-	-	-	-	-	500	-	82x52x10	24.6x15.6x3	4,264
Hawthorn	100	-	-	200	200	150	-	82x29x9	24.6x8.7x2.7	2,378
Hawthorn A	36	32	24	75	60	40	24	26x29x9	7.8x8.7x2.7	754
Hawthorn B	36	32	24	75	60	40	24	28x29x9	8.4x8.7x2.7	812
Hawthorn C	36	32	24	75	60	40	24	26x29x9	7.8x8.7x2.7	754
Hawthorn AB	74	52	46	150	130	80	46	54x29x9	16.2x8.7x2.7	1,566
Hawthorn BC	74	52	46	150	130	80	46	54x29x9	16.2x8.7x2.7	1,566
Bluebell	24	28	22	50	50	40	24	28x29x9	8.4x8.7x2.7	812
Bluebell A	16	18	-	25	30	-	18	14x29x9	4.2x8.7x2.7	406
Bluebell B	16	18	-	25	30	-	18	14x29x9	4.2x8.7x2.7	406
Boardroom	-	-	-	-	-	-	18	30x13x9	3.9x9x2.7	390
Laurel	38	32	24	60	60	40	24	44x21x9	13.2x6.3x2.7	924
Yarrow	48	38	30	80	70	60	24	44x26x9	13.2x7.8x2.7	1,144
Yarrow Foyer	-	-	-	-	-	40	-	47x19x8	14.1x5.7x2.4	893
Suite 900	-	-	-	-	10	40	14	26x12+11x22)x8	(7.8x3.6+3.3x6.6)x2.4	554
Rosemary	-	-	-	-	-	-	14	26x17x8	7.8x5.1x2.4	442
Lobelia	-	-	-	-	-	-	10	13x17x8	3.9x5.1x2.4	221
Alcove	-	-	-	25	-	-	18	-	-	-

All numbers indicate maximum capacities and are based on standard audio visual set-ups.